

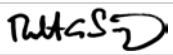
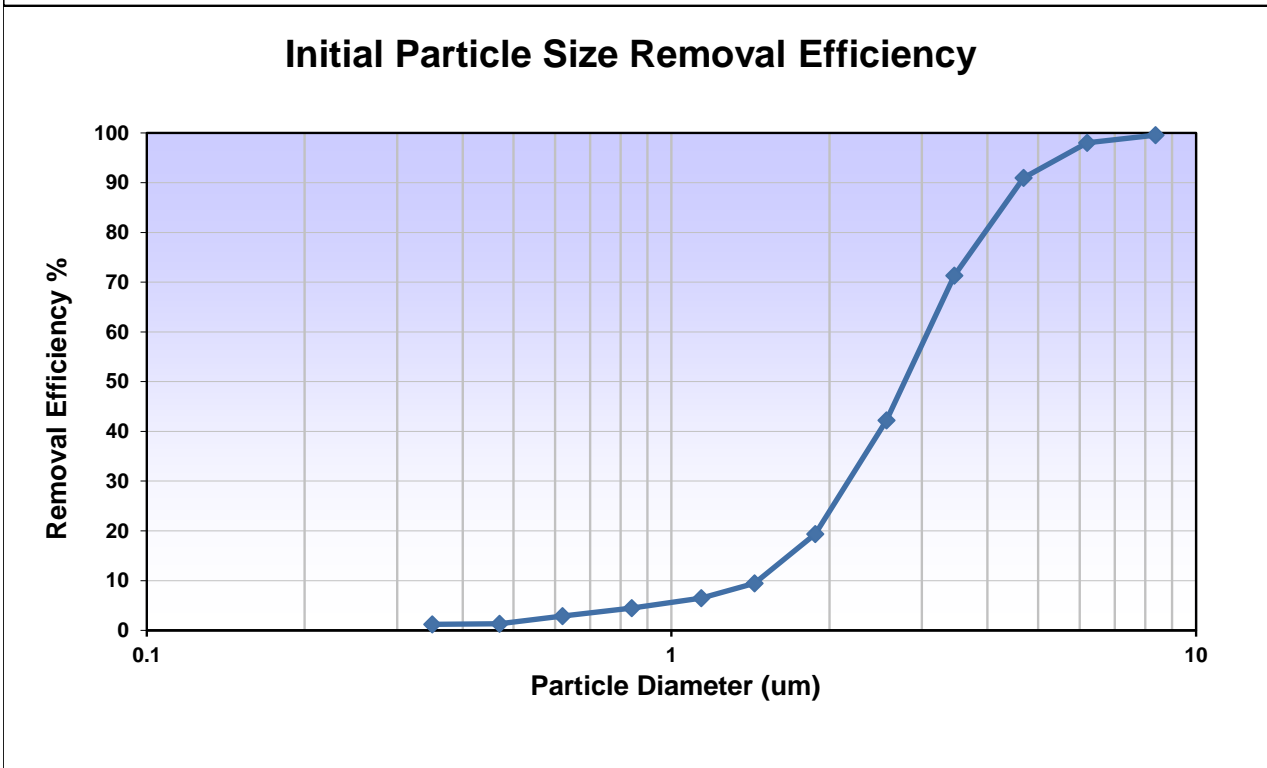
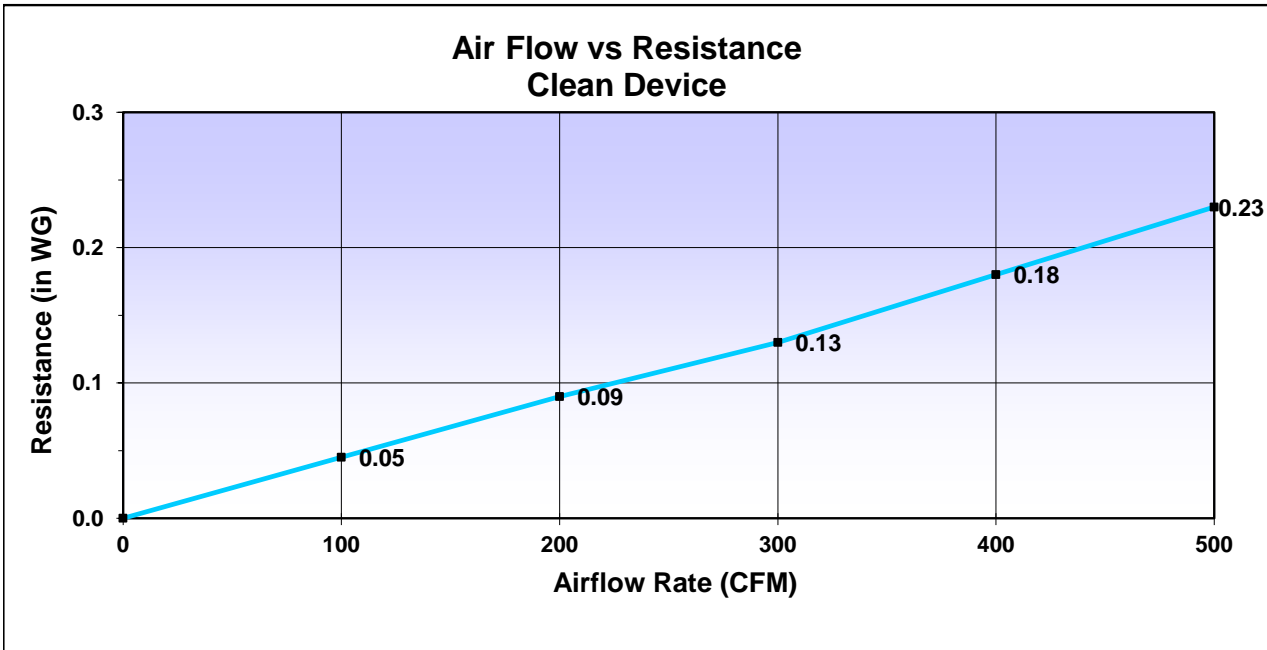
 <p>2820 S. English Station Road - Louisville, KY 40299 Tel: (502) 357-0132 Fax (502) 267-8379</p>	<p>Date: 6-Apr-18 TEST NO. 18-164-1</p> <p style="text-align: center;">ASHRAE Standard 52.2-2017 TEST REPORT Initial Efficiency / Resistance</p>																		
<p>Filter Description</p> <table style="width: 100%; border: none;"> <tr> <td style="width: 50%;">Manufacturer</td> <td>Viskon Aire Corp</td> </tr> <tr> <td>Filter Model</td> <td>T-700/G</td> </tr> <tr> <td>Part Number</td> <td>N A</td> </tr> <tr> <td>Generic Filter Type</td> <td>Diffusion Media</td> </tr> <tr> <td>Nominal Dimensions (H x W x D)</td> <td>24" x 24" x 1"</td> </tr> <tr> <td>Pocket / Pleat Quantity</td> <td>N/A</td> </tr> <tr> <td>Media Type</td> <td>Diffusion Media</td> </tr> <tr> <td>Est. Gross Media Area</td> <td>4.0 Ft²</td> </tr> <tr> <td>Adhesive Type</td> <td>Tackified</td> </tr> </table>		Manufacturer	Viskon Aire Corp	Filter Model	T-700/G	Part Number	N A	Generic Filter Type	Diffusion Media	Nominal Dimensions (H x W x D)	24" x 24" x 1"	Pocket / Pleat Quantity	N/A	Media Type	Diffusion Media	Est. Gross Media Area	4.0 Ft ²	Adhesive Type	Tackified
Manufacturer	Viskon Aire Corp																		
Filter Model	T-700/G																		
Part Number	N A																		
Generic Filter Type	Diffusion Media																		
Nominal Dimensions (H x W x D)	24" x 24" x 1"																		
Pocket / Pleat Quantity	N/A																		
Media Type	Diffusion Media																		
Est. Gross Media Area	4.0 Ft ²																		
Adhesive Type	Tackified																		
																			
<p>Test Conditions</p> <table style="width: 100%; border: none;"> <tr> <td style="width: 33%;">Loading Dust Type</td> <td style="width: 33%;">NA</td> <td style="width: 33%;">Test Air Temp (degrees F.)</td> <td style="width: 15%;">69</td> </tr> <tr> <td>Barometric Pressure (In. Hg.)</td> <td>29.60</td> <td>Relative Humidity (%)</td> <td>40</td> </tr> </table>		Loading Dust Type	NA	Test Air Temp (degrees F.)	69	Barometric Pressure (In. Hg.)	29.60	Relative Humidity (%)	40										
Loading Dust Type	NA	Test Air Temp (degrees F.)	69																
Barometric Pressure (In. Hg.)	29.60	Relative Humidity (%)	40																
<p>Test Results</p> <table style="width: 100%; border: none;"> <tr> <td style="width: 70%;">Airflow Rate (CFM)</td> <td style="text-align: right;">400</td> </tr> <tr> <td>Nominal Face Velocity (fpm)</td> <td style="text-align: right;">100</td> </tr> <tr> <td>Initial Resistance (in WG)</td> <td style="text-align: right;">0.18</td> </tr> <tr> <td>E1 (%) Initial Efficiency 0.30 - 1.0 um</td> <td style="text-align: right;">2</td> </tr> <tr> <td>E2 (%) Initial Efficiency 1.0 - 3.0 um</td> <td style="text-align: right;">19</td> </tr> <tr> <td>E3 (%) Initial Efficiency 3.0 - 10.0 um</td> <td style="text-align: right;">90</td> </tr> <tr> <td>Estimated * Minimum Efficiency Reporting Value (MERV) * If initial data is minimum</td> <td style="text-align: right; vertical-align: bottom;">MERV 7 @ 400 CFM</td> </tr> </table>		Airflow Rate (CFM)	400	Nominal Face Velocity (fpm)	100	Initial Resistance (in WG)	0.18	E1 (%) Initial Efficiency 0.30 - 1.0 um	2	E2 (%) Initial Efficiency 1.0 - 3.0 um	19	E3 (%) Initial Efficiency 3.0 - 10.0 um	90	Estimated * Minimum Efficiency Reporting Value (MERV) * If initial data is minimum	MERV 7 @ 400 CFM				
Airflow Rate (CFM)	400																		
Nominal Face Velocity (fpm)	100																		
Initial Resistance (in WG)	0.18																		
E1 (%) Initial Efficiency 0.30 - 1.0 um	2																		
E2 (%) Initial Efficiency 1.0 - 3.0 um	19																		
E3 (%) Initial Efficiency 3.0 - 10.0 um	90																		
Estimated * Minimum Efficiency Reporting Value (MERV) * If initial data is minimum	MERV 7 @ 400 CFM																		
<p>Comments Tested For: Visikon Aire Corp</p>																			
<p>Test Performed by: JPS</p>	<p>Approved By: </p>																		

Important Note: Please be advised that the ASHRAE committee S5PC 52.2, in March 2016, has published "addendum e" relative to the 52.2-2012 test protocol. This addendum restricts the use of the acronym "MERV" as only applicable to a test report that has been completed using the "entire procedure prescribed by the standard". This report is a modified version of the procedure and therefore, subject to that ruling. In the best interest of our customers, Blue Heaven Technologies has elected to delay this action until further assessment can be made at committee level. Where applicable, the qualified use of the term "MERV" will continue to be part of our reported data.

Test No. 18-164-1
Date: 06-Apr-18



Test No. 18-164-1
Date: 06-Apr-18

Data - Initial Resistance

Airflow (CFM)	Resistance (in WG)
0	0.00
100	0.05
200	0.09
300	0.13
400	0.18
500	0.23

Data - Particle Removal Efficiency

Particle Size Range (um)	Geometric Mean Diam (um)	Initial Particle Removal Efficiency (%)
0.30 - 0.40	0.35	1.2
0.40 - 0.55	0.47	1.3
0.55 - 0.70	0.62	2.9
0.70 - 1.00	0.84	4.5
1.00 - 1.30	1.14	6.5
1.30 - 1.60	1.44	9.5
1.60 - 2.20	1.88	19.4
2.20 - 3.00	2.57	42.3
3.00 - 4.00	3.46	71.3
4.00 - 5.50	4.69	91.0
5.50 - 7.00	6.20	98.0
7.00 - 10.00	8.37	99.6