



2820 S. English Station Road - Louisville, KY 40299
 Tel: (502) 357-0132 Fax (502) 267-8379

Date: 16-Jan-15 TEST NO. 15-074

ASHRAE Standard 52.2-2012 TEST REPORT

Filter Description

Manufacturer	Viskon-Aire Corp.
Filter Model	Series 490
Part Number	492-015
Generic Filter Type	Pocket Filter
Nominal Dimensions (H x W x D)	24" x 24" x 22"
Pocket / Pleat Quantity	8 Pockets
Media Type	Fiberglass
Est. Gross Media Area	Standard
Adhesive Type	N/A




Test Conditions

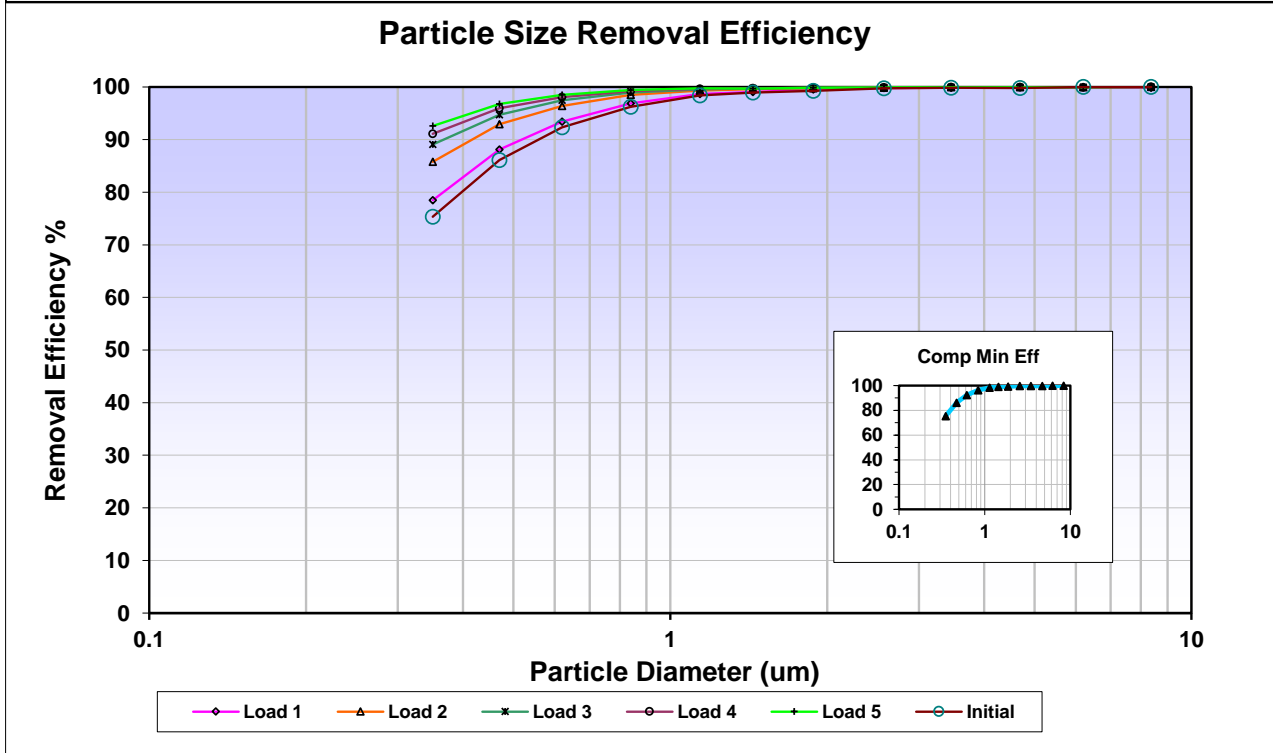
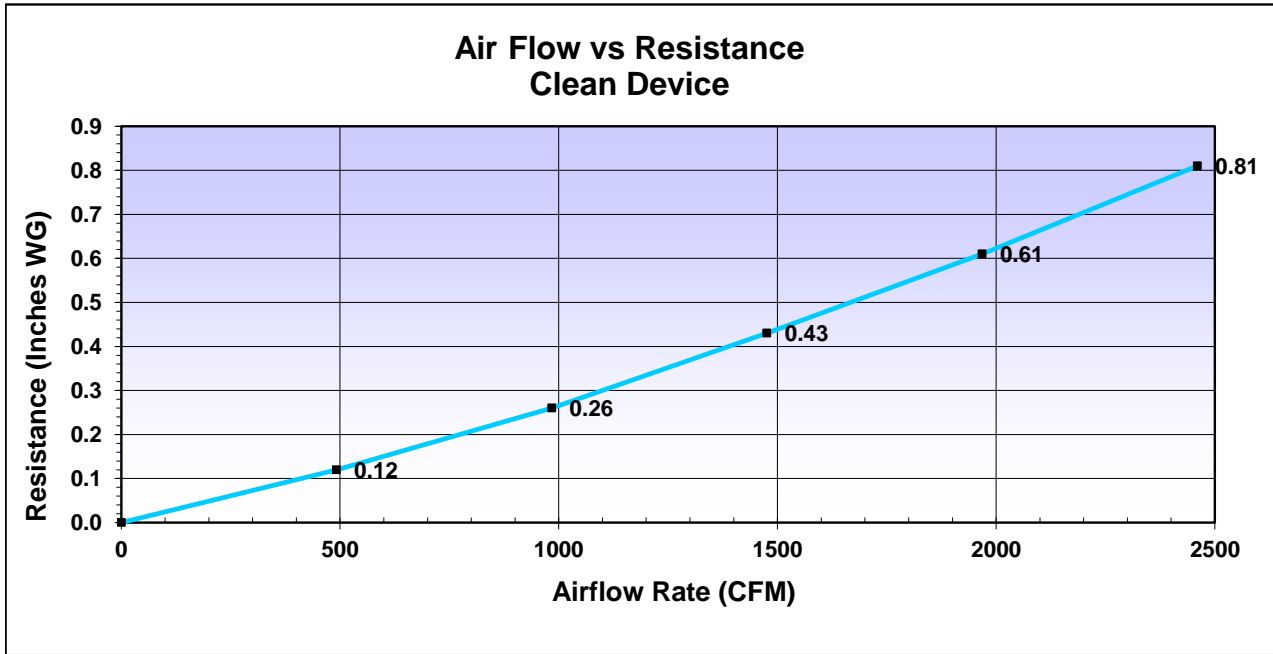
Loading Dust Type	ASHRAE	Test Air Temp (degrees F.)	71
Barometric Pressure (In. Hg.)	29.68	Relative Humidity (%)	23

Test Results

Airflow Rate (CFM)	1968
Nominal Face Velocity (fpm)	492
Initial Resistance (in WG)	0.61
Final Resistance (in WG)	1.50
Dust Fed (gms) to Final Resistance	230
E1 (%) Composite Minimum Avg. Efficiency 0.30 - 1.0 um	87
E2 (%) Composite Minimum Avg. Efficiency 1.0 - 3.0 um	99
E3 (%) Composite Minimum Avg. Efficiency 3.0 - 10.0 um	100
Minimum Efficiency Reporting Value (MERV)	MERV 15 @ 1968 CFM

Comments Tested For: Viskon-Aire Corp.
 Final Pressure Drop ("w.c.) 1.50"w.c.
 Dust Holding Capacity (gms) 230
 Average Arrestance (%) 100.0

Test Performed by: JPS Approved By:  Test Completed: 16-Jan-15



Data - Initial Resistance

Airflow (CFM)	Resistance (in WG)
0	0.00
492	0.12
984	0.26
1476	0.43
1968	0.61
2460	0.81

Data - Particle Removal Efficiency

Particle Size Range (um)	Geometric Mean Diam (um)	Particle Removal Efficiency (%)							
		CME	Initial	Load 1	Load 2	Load 3	Load 4	Load 5	
0.30 - 0.40	0.35	75.3	75.3	78.5	85.8	89.1	91.1	92.6	
0.40 - 0.55	0.47	86.1	86.1	88.1	92.9	94.7	96.0	96.8	
0.55 - 0.70	0.62	92.3	92.3	93.4	96.4	97.5	98.1	98.5	
0.70 - 1.00	0.84	96.2	96.2	96.9	98.5	98.9	99.2	99.4	
1.00 - 1.30	1.14	98.4	98.4	98.7	99.3	99.5	99.7	99.7	
1.30 - 1.60	1.44	98.9	98.9	99.1	99.6	99.7	99.8	99.7	
1.60 - 2.20	1.88	99.3	99.3	99.5	99.7	99.8	99.8	99.9	
2.20 - 3.00	2.57	99.7	99.7	99.8	99.9	99.9	99.9	99.9	
3.00 - 4.00	3.46	99.8	99.8	99.9	99.9	99.9	100.0	100.0	
4.00 - 5.50	4.69	99.8	99.8	100.0	100.0	100.0	100.0	100.0	
5.50 - 7.00	6.20	99.9	100.0	100.0	100.0	100.0	99.9	100.0	
7.00 - 10.00	8.37	99.9	100.0	99.9	100.0	100.0	100.0	100.0	
		CME	Initial	Load 1	Load 2	Load 3	Load 4	Load 5	
Resistance after Dust Load (in w.c.) ----->				0.65	0.83	1.06	1.28	1.50	
Dust Load (gms) ----->				15	104	170	200	230	